

FORM TO REQUEST AN ESTIMATE

N.B.: THE DATA EVIDENCED TO YOU WITH * ARE ESSENTIAL

* Machine :

* Model :


* Apron type

- Flexible
- Riveted


* Axis and/or work position

- Orizzontale
- Trasversale
- Verticale

FLEXIBLE APRON COVERS



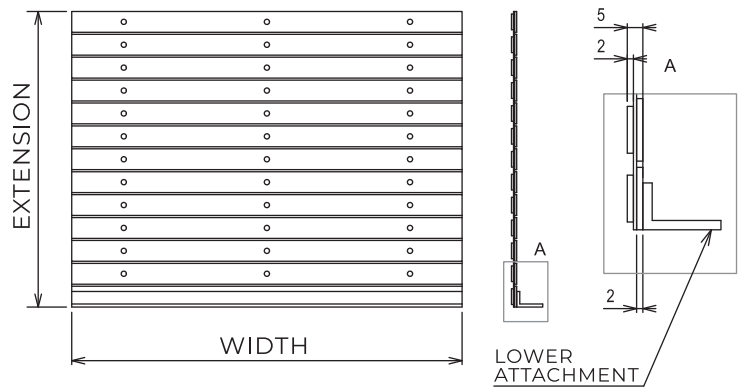
RIVETED APRON COVERS



* Extension

* Width

* Quantity



CUSTOMER DRAWING FOR SPECIAL MOUNTINGS